



sink and tap collection



quality you can bank on

introducing the River sink and tap collection

Rivers were once considered an invaluable lifeline. They provided the water we needed to drink, cook and clean. It's why we're proud to introduce a collection of beautifully practical sinks and taps directly inspired by the world's most famous waterways.

Each sink and tap is named after the river that most closely reflects its unique character and design. From the no-nonsense Wye and dramatic glass-topped Dane, to the fittingly grand Thames, our designers have channelled their passion and expertise to create a collection that truly stands out in terms of style, durability and innovation.

riversinksandtaps.co.uk



stainless steel inset sinks

Ribble	06	Clun	09
Wye	06	Tamar	10
Stour	07	Clyde	10
Humber	07	Mite	10
Mersey	07	Nene	11
Don	08	Avon	11
Eden	08	Tyne	12
Medway	08	Ock	12
Yarrow	09	Slea	12
Medlock	09		

stainless steel / glass inset sinks

Fender	17	Dane	17
--------------	----	------------	----

stainless steel undermount / inset sinks

Aire	20	Tay	21
Ure	20	Bann	21
Dee	21		

stainless steel undermount sinks

Trent	24	Esk	26
Derwent	24	Weaver	26
Colne	25	Twiss	26
Brett	25		

granite inset sinks

Winster	30	Wraysbury	30
Lymington	30		

granite undermount / inset sinks

Ouse	34	Thames	34
Servern	34		

ceramic sinks

Bailey	38	Webburn	40
Lagan	38	Liffey	41
Witham	38	Dovey	41
Ashburn	40		

solid surface sinks

Amur	44	Hai	47
Angara	44	Han	47
Argun	44	Hari	47
Aras	45	Litani	48
Salween	45	Luni	48
Sutlej	46	Karun	49
Sakarya	46	Kaveri	49
Sefid	46	Kelani	49

taps and accessories

Lena	53	Garone	57
Loire	53	Mures	57
Vechte	53	Oka	58
Maronne	53	Dniester	58
Havel	54	Belaya	59
Regen	54	Seine	59
Rega	55	Dnieper	59
Rhone	55	Douro	59
Moselle	55	Amanzi Hot Water Tap	61
Volga	55	Chopping Board	62
Sevren	56	Folding Draining Mat	62
Vologne	56	Waste Tidy	62
Lede	56	Plumbing Kits	62
Douze	56		

Warranty, care and maintenance and after sales	64
--	----

stainless steel inset sinks

Unmistakably sleek and undeniably tough, our stainless steel inset sinks have been designed to perfectly complement your existing kitchen appliances. Manufactured from highly durable 304 grade stainless steel, the newly expanded range includes a host of options to suit every kitchen and budget.

satin
steel

brushed
steel

stainless steel inset sinks

EDEN SINGLE BOWL SINK AND DRAINER SHOWN WITH A REGA CHROME TAP

river
collection

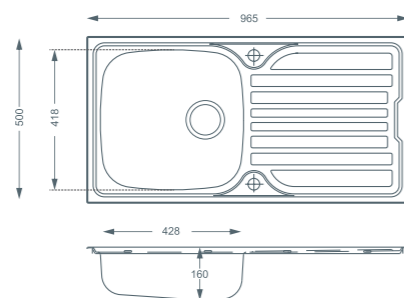
WYE ONE AND A HALF BOWL SINK AND DRAINER SHOWN WITH A LENA CHROME TAP



Single Bowl Sink and Drainer Ribble



brushed steel



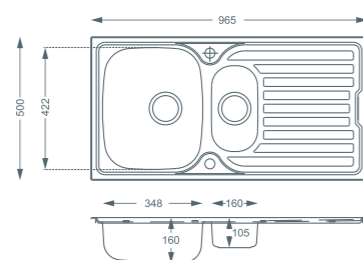
Overall Size: 965mm x 500mm
Main Bowl Depth: 160mm

lifetime warranty

- Reversible drainer design, ss304 (0.5mm) steel
- Supplied complete with waste, round overflow and fitting clips
- Minimum cabinet width required 500mm, Waste disposal compatible
- Uses UKH039 plumbing kit (see page 62)
- Available in Brushed Steel



brushed steel



Overall Size: 965mm x 500mm
Main Bowl Depth: 160mm
Half Bowl Depth: 105mm

lifetime warranty

- Reversible drainer design, ss304 (0.5mm) steel
- Supplied complete with wastes, round overflow and fitting clips
- Minimum cabinet width required 600mm, Waste disposal compatible
- Uses UKH040 plumbing kit (see page 62)
- Available in Brushed Steel



SUPPLIED WITH A SINGLE LEVER MIXER TAP IN CHROME

polished steel

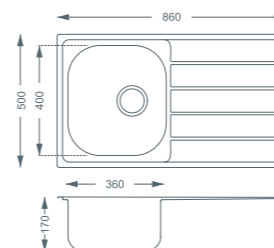


WRAS APPROVED

lifetime warranty

Overall Size: 860mm x 500mm
Main Bowl Depth: 170mm

- Reversible drainer design, ss304 (0.6mm) steel
- Supplied complete with waste, round overflow and fitting clips
- Minimum cabinet width required 400mm, waste disposal compatible
- Uses UKH039 plumbing kit (see page 62)
- Available in Polished Steel



SUPPLIED WITH A SINGLE LEVER MIXER TAP IN CHROME

polished steel

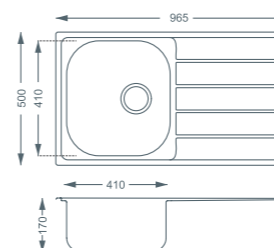


WRAS APPROVED

lifetime warranty

Overall Size: 965mm x 500mm
Main Bowl Depth: 170mm

- Reversible drainer design, ss304 (0.6mm) steel
- Supplied complete with waste, round overflow and fitting clips
- Minimum cabinet width required 450mm, waste disposal compatible
- Uses UKH039 plumbing kit (see page 62)
- Available in Polished Steel



Single Bowl Sink and Drainer Stour

Compact Design

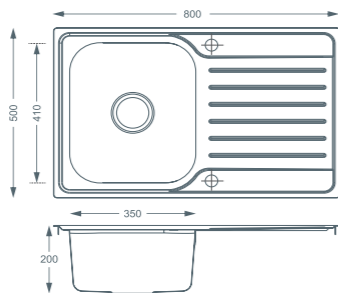
Single Bowl Sink and Drainer Humber

One and a Half Bowl Sink and Drainer Wye

One and a Half Bowl Sink and Drainer Mersey

Single Bowl Sink and Drainer
Don

Compact Design



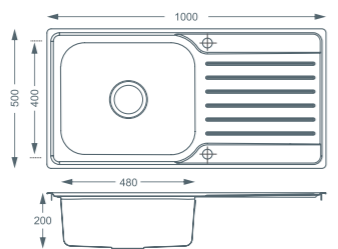
brushed steel

Overall Size: 800mm x 500mm
Main Bowl Depth: 200mm

lifetime warranty

- Reversible drainer design, ss304 (0.8mm) steel
- Supplied complete with waste, hygienic overflow and fitting clips
- Minimum cabinet width required 450mm, Waste disposal compatible
- Uses UKH039 plumbing kit (see page 62)
- Available in Brushed Steel

Single Bowl Sink and Drainer
Eden



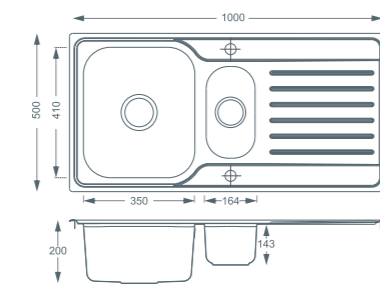
brushed steel

Overall Size: 1000mm x 500mm
Main Bowl Depth: 200mm

lifetime warranty

- Reversible drainer design, ss304 (0.8mm) steel
- Supplied complete with waste, hygienic overflow and fitting clips
- Minimum cabinet width required 600mm, Waste disposal compatible
- Uses UKH039 plumbing kit (see page 62)
- Available in Brushed Steel

One and a Half Bowl Sink and Drainer
Medway

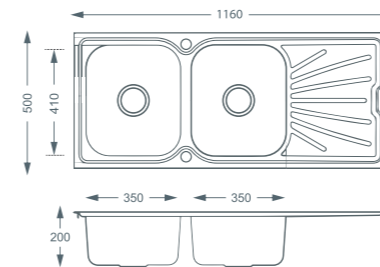


brushed steel

Overall Size: 1000mm x 500mm
Main Bowl Depth: 200mm
Half Bowl Depth: 143mm

lifetime warranty

- Reversible drainer design, ss304 (0.8mm) steel
- Supplied complete with wastes, hygienic overflow and fitting clips
- Minimum cabinet width required 600mm, Waste disposal compatible
- Uses UKH040 plumbing kit (see page 62)
- Available in Brushed Steel



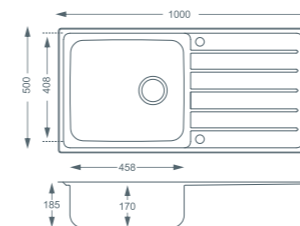
brushed steel

Overall Size: 1160mm x 500mm
Main Bowl Depths: 200mm

lifetime warranty

- Reversible drainer design, ss304 (0.5mm) steel
- Supplied complete with wastes, round overflow and fitting clips
- Comes with chrome single lever mixer tap
- Minimum cabinet width required 800mm, Waste disposal compatible
- Uses UKH040 plumbing kit (see page 62)
- Available in Brushed Steel

Two Bowl Sink and Drainer
Yarrow



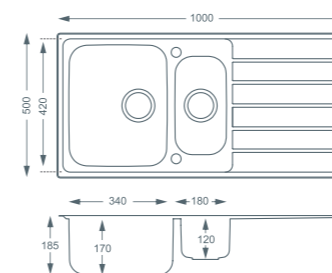
brushed steel

Overall Size: 1000mm x 500mm
Main Bowl Depth: 185mm

lifetime warranty

- Reversible drainer design, ss304 (0.7mm) steel
- Supplied complete with waste, hygienic overflow and fitting clips
- Minimum cabinet width required 600mm, Waste disposal compatible
- Uses UKH039 plumbing kit (see page 62)
- Available in Brushed Steel

Single Bowl Sink and Drainer
Medlock



brushed steel

Overall Size: 1000mm x 500mm
Main Bowl Depth: 185mm
Half Bowl Depth: 120mm

lifetime warranty

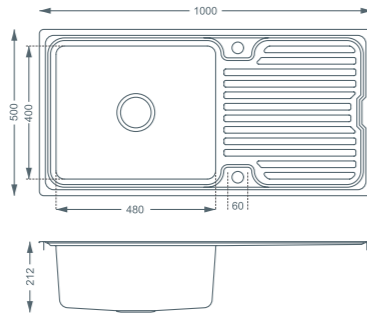
- Reversible drainer design, ss304 (0.7mm) steel
- Supplied complete with wastes, hygienic overflow and fitting clips
- Minimum cabinet width required 600mm, Waste disposal compatible
- Uses UKH040 plumbing kit (see page 62)
- Available in Brushed Steel

One and a Half Bowl Sink and Drainer
Clun

Single Bowl
Sink and Drainer
Tamar



brushed steel



Overall Size: 1000mm x 500mm
Main Bowl Depth: 212mm

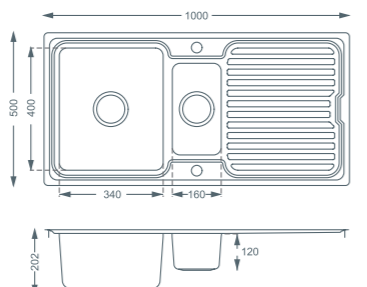
lifetime warranty

- LH or RH drainer available, ss304 (0.8mm) steel
- Supplied complete with waste, hygienic overflow and fitting clips
- Minimum cabinet width required 600mm, Waste disposal compatible
- Uses UK-H039 plumbing kit (see page 62)
- Available in Brushed Steel

One and a Half Bowl
Sink and Drainer
Clyde



brushed steel



Overall Size: 1000mm x 500mm
Main Bowl Depth: 202mm
Half Bowl Depth: 120mm

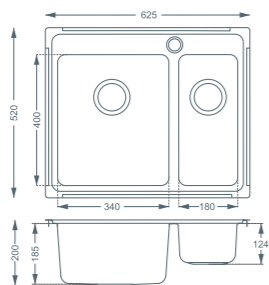
lifetime warranty

- LH or RH drainer available, ss304 (0.8mm) steel
- Supplied complete with wastes, hygienic overflow and fitting clips
- Minimum cabinet width required 600mm, Waste disposal compatible
- Uses UK-H040 plumbing kit (see page 62)
- Available in Brushed Steel

One and a Half Bowl Sink
Mite



brushed steel



Overall Size: 625mm x 520mm
Main Bowl Depth: 200mm
Half Bowl Depth: 124mm

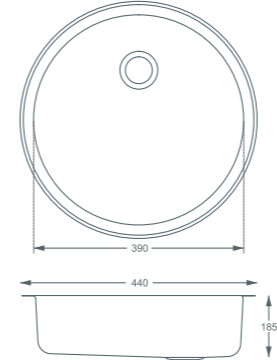
lifetime warranty

- LH main bowl design, ss304 (0.8mm) steel
- Supplied complete with wastes, hygienic overflow and fitting clips
- Minimum cabinet width required 600mm, Waste disposal compatible
- Uses UK-H040 plumbing kit (see page 62)
- Available in Brushed Steel

Round Bowl
Nene



brushed steel



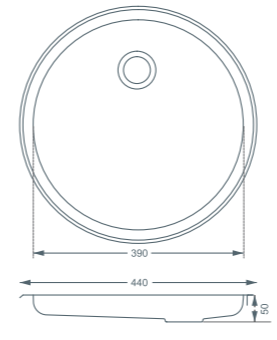
Diameter: 440mm
Main Bowl Depth: 185mm

lifetime warranty

- ss304 (0.8mm) steel
- Supplied complete with waste, overflow and fitting clips
- Minimum cabinet width required 500mm, Waste disposal compatible
- Uses UK-H039 plumbing kit (see page 62)
- Available in Brushed Steel



brushed steel



Diameter: 440mm
Main Drainer Depth: 50mm

lifetime warranty

- ss304 (0.8mm) steel
- Minimum cabinet width required 500mm
- Uses UK-H039 plumbing kit (see page 62)
- Available in Brushed Steel

Round Drainer
Avon



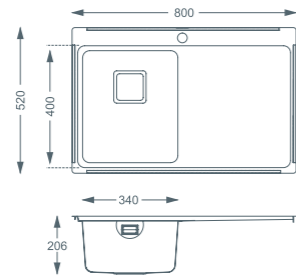
NENE ROUND BOWL SINK SHOWN WITH A LEDE CHROME PULL OUT TAP

Single Bowl
Sink and Drainer
Tyne

Compact Design



brushed steel



Overall Size: 800mm x 520mm
Main Bowl Depth: 206mm

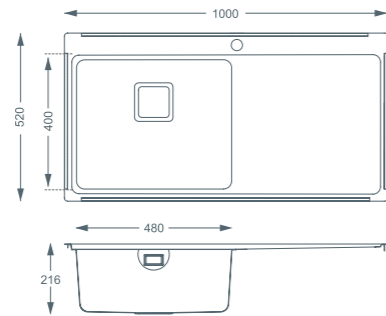
lifetime warranty

- LH or RH drainer available, ss304 (1.2/0.8mm) steel
- Supplied complete with waste, hygienic overflow and fitting clips
- Minimum cabinet width required 450mm, Waste disposal compatible
- Uses UK-H039 plumbing kit (see page 62)
- Available in Brushed Steel

Single Bowl
Sink and Drainer
Ock



brushed steel



Overall Size: 1000mm x 520mm
Main Bowl Depth: 216mm

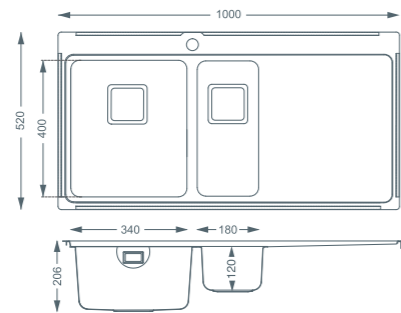
lifetime warranty

- LH or RH drainer available, ss304 (1.2/0.8mm) steel
- Supplied complete with waste, hygienic overflow and fitting clips
- Minimum cabinet width required 600mm, Waste disposal compatible
- Uses UK-H039 plumbing kit (see page 62)
- Available in Brushed Steel

One and a Half Bowl
Sink and Drainer
Slea



brushed steel



Overall Size: 1000mm x 520mm
Main Bowl Depth: 206mm
Half Bowl Depth: 120mm

lifetime warranty

- LH or RH drainer available, ss304 (1.2/0.8mm) steel
- Supplied complete with wastes, hygienic overflow and fitting clips
- Minimum cabinet width required 600mm, Waste disposal compatible
- Uses UK-H040 plumbing kit (see page 62)
- Available in Brushed Steel

SLEA ONE AND A HALF BOWL SINK AND DRAINER SHOWN WITH A RHONE CHROME TAP



stainless steel / glass inset sinks

The perfect combination of style and function, these highly durable inset sinks are manufactured from 304 grade stainless steel and finished with toughened black safety glass on top. Capable of withstanding both heavy knocks and extremely high temperatures, the sleek lines and smooth contours provide an instant talking point in your kitchen.



brushed
steel



black
glass



DANE ONE AND A HALF BOWL SINK AND DRAINER SHOWN WITH A REGA CHROME TAP

stainless steel / glass inset sinks

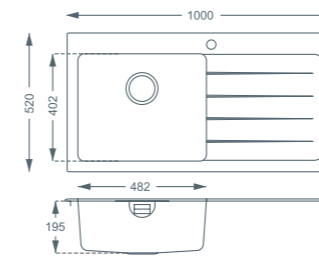



FENDER SINGLE BOWL SINK AND DRAINER SHOWN WITH A REGEN CHROME TAP



DANE ONE AND A HALF BOWL SINK AND DRAINER

Single Bowl Sink and Drainer Fender

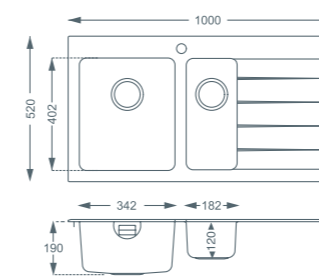



Overall Size: 1000mm x 520mm
Main Bowl Depth: 195mm

lifetime warranty

- LH or RH drainer available
- Supplied complete with waste, hygienic overflow and fitting clips
- Minimum cabinet width required 600mm, Waste disposal compatible
- Uses UKH039 plumbing kit (see page 62)
- Available in Brushed Steel with Black 'Toughened' Safety Glass

One and a Half Bowl Sink and Drainer Dane



Overall Size: 1000mm x 520mm
Main Bowl Depth: 190mm
Half Bowl Depth: 120mm

lifetime warranty

- LH or RH drainer available
- Supplied complete with wastes, hygienic overflow and fitting clips
- Minimum cabinet width required 600mm, Waste disposal compatible
- Uses UKH040 plumbing kit (see page 62)
- Available in Brushed Steel with Black 'Toughened' Safety Glass

stainless steel undermount / inset sinks

Finished and fabricated by hand to ensure accuracy and quality, this range of bowls is manufactured from 1mm medical grade 304 brushed steel. Reflecting the exacting standards found across the River collection, the underside of the sink is finished with a special sound and heat reducing coating.



brushed steel

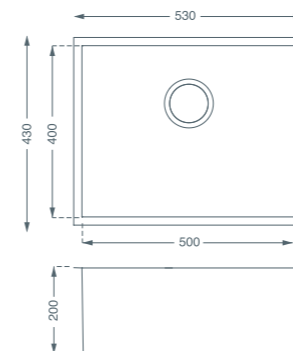
TAP SINGLE BOWL UNDERMOUNT / INSET SINK SHOWN WITH A DOUZE BLACK AND CHROME PULL OUT TAP

stainless steel undermount / inset sinks

DEE SINGLE BOWL UNDERMOUNT / INSET SINK
SHOWN WITH A MARONNE CHROME TAP



brushed steel



Overall Size: 530mm x 430mm
Main Bowl Depth: 200mm

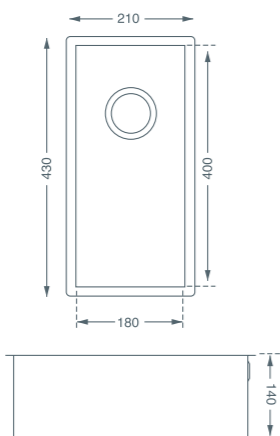
lifetime warranty

- Internal dimensions 500mm x 400mm
- ss304 (1.0mm) steel, powder coated underside
- Supplied complete with waste and hygienic overflow
- Minimum cabinet width required 600mm, waste disposal compatible
- Uses UKH039 plumbing kit (see page 62)
- Available in Brushed Steel

Half Bowl Undermount / Inset Sink
Aire



brushed steel



Overall Size: 210mm x 430mm
Main Bowl Depth: 140mm

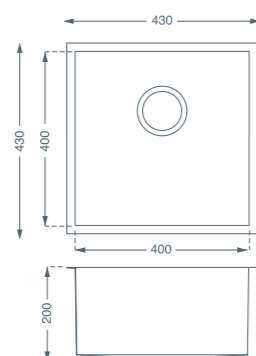
lifetime warranty

- Internal dimensions 180mm x 400mm
- ss304 (1.0mm) steel, powder coated underside
- Supplied complete with waste and hygienic overflow
- Minimum cabinet width required 250mm, waste disposal compatible
- Uses UKH039 plumbing kit (see page 62)
- Available in Brushed Steel

Single Bowl Undermount / Inset Sink
Ure



brushed steel



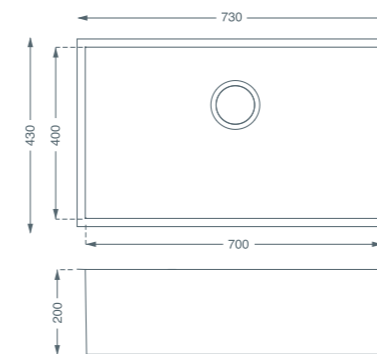
Overall Size: 430mm x 430mm
Main Bowl Depth: 200mm

lifetime warranty

- Internal dimensions 400mm x 400mm
- ss304 (1.0mm) steel, powder coated underside
- Supplied complete with waste and hygienic overflow
- Minimum cabinet width required 450mm, waste disposal compatible
- Uses UKH039 plumbing kit (see page 62)
- Available in Brushed Steel



brushed steel



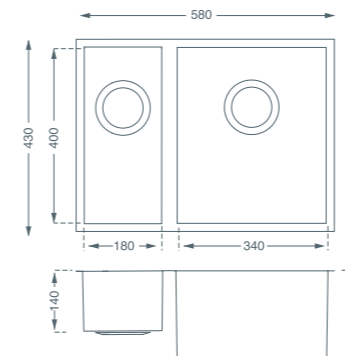
Overall Size: 730mm x 430mm
Main Bowl Depth: 200mm

lifetime warranty

- Internal dimensions 700mm x 400mm
- ss304 (1.0mm) steel, powder coated underside
- Supplied complete with waste and hygienic overflow
- Minimum cabinet width required 800mm, waste disposal compatible
- Uses UKH039 plumbing kit (see page 62)
- Available in Brushed Steel



brushed steel



Overall Size: 580mm x 430mm
Main Bowl Depth: 200mm

lifetime warranty

- Internal dimensions 340mm x 400mm (main bowl), 180mm x 400mm (small bowl)
- LH or RH options available ss304 (1.0mm) steel, powder coated underside
- Supplied complete with wastes and hygienic overflow
- Minimum cabinet width required 600mm, waste disposal compatible
- Uses UKH040 plumbing kit (see page 62)
- Available in Brushed Steel

Single Bowl Undermount / Inset Sink
Dee

Single Bowl Undermount / Inset Sink
Tay

One and a Half Bowl Undermount / Inset Sink
Bann


stainless steel undermount sinks

Modern and minimalist in equal measure, our undermount sinks are made from 304 grade stainless steel. Covering both single and one and a half bowl styles, this popular option enables you to create the bespoke kitchen you desire without sacrificing the practicality you demand. For installation ease we offer a prefabricated service, with the sink fully fitted within your chosen worksurface. Please get in touch for further details.

brushed steel

SPECTRA SQUARE-EDGE NATURAL OAK SHOWN WITH A PREFABRICATED SINGLE BOWL UNDERMOUNT SINK

stainless steel undermount sinks



Looking for an eye-catching worksurface with a modern edge? We recommend Spectra Square-Edge, which can be prefabricated as required. Discover more at spectraworksfaces.co.uk/square-edge

spectra collection  **Square-Edge**
Contemporary laminate surfaces

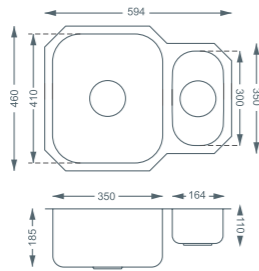
TRENT ONE AND A HALF BOWL UNDERMOUNT SINK SHOWN WITH A REGA CHROME TAP



One and a Half Bowl Undermount Sink
Trent



brushed steel



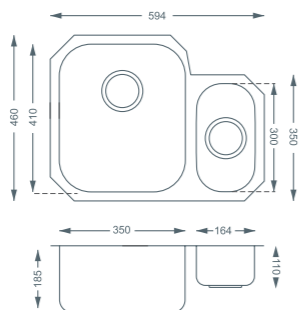
Overall Size: 594mm x 460mm
Main Bowl Depth: 185mm
Half Bowl Depth: 110mm

lifetime warranty

- Internal dimensions 350mm x 410mm (main bowl), 164mm x 300mm (small bowl)
- Reversible ss304 (0.8mm) steel, powder coated underside
- Supplied complete with wastes and hygienic overflow
- Minimum cabinet width required 600mm, Waste disposal compatible
- Uses UKH040 plumbing kit (see page 62)
- Available in Brushed Steel



brushed steel



Overall Size: 594mm x 460mm
Main Bowl Depth: 185mm
Half Bowl Depth: 110mm

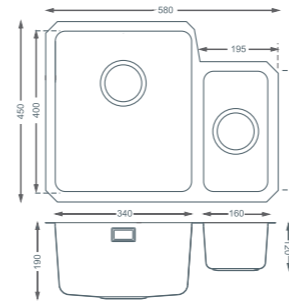
lifetime warranty

- Internal dimensions 350mm x 410mm (main bowl), 164mm x 300mm (small bowl)
- LH or RH options available ss304 (0.8mm) steel, powder coated underside
- Supplied complete with wastes and hygienic overflow
- Minimum cabinet width required 600mm, Waste disposal compatible
- Uses UKH040 plumbing kit (see page 62)
- Available in Brushed Steel

One and a Half Bowl Undermount Sink
Colne



brushed steel



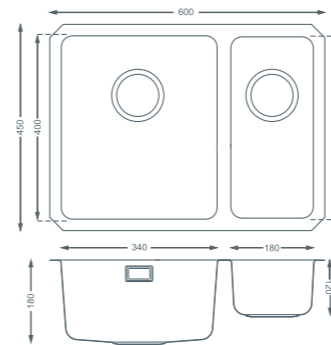
Overall Size: 580mm x 450mm
Main Bowl Depth: 190mm
Half Bowl Depth: 120mm

lifetime warranty

- Internal dimensions 340mm x 400mm (main bowl), 160mm x 400mm (small bowl)
- LH or RH options available ss304 (0.8mm) steel, powder coated underside
- Supplied complete with wastes and hygienic overflow
- Minimum cabinet width required 600mm, Waste disposal compatible
- Uses UKH040 plumbing kit (see page 62)
- Available in Brushed Steel



brushed steel



Overall Size: 600mm x 450mm
Main Bowl Depth: 180mm
Half Bowl Depth: 120mm

lifetime warranty

- Internal dimensions 340mm x 400mm (main bowl), 180mm x 400mm (small bowl)
- LH or RH options available ss304 (0.8mm) steel, powder coated underside
- Supplied complete with wastes and hygienic overflow
- Minimum cabinet width required 600mm, Waste disposal compatible
- Uses UKH040 plumbing kit (see page 62)
- Available in Brushed Steel

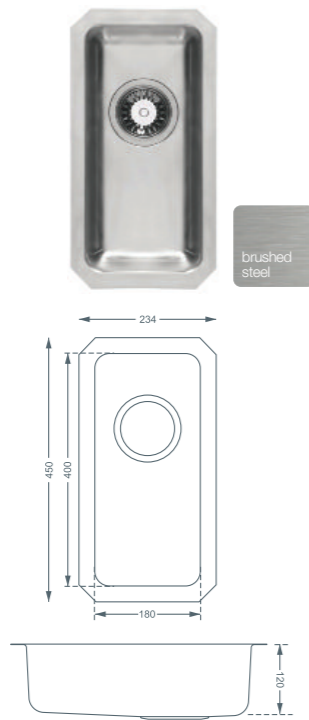
One and a Half Bowl Undermount Sink
Brett

One and a Half Bowl Undermount Sink
Derwent



COLNE ONE AND A HALF BOWL UNDERMOUNT SINK SHOWN WITH A RHONE CHROME TAP

Half Bowl
Undermount Sink
Esk



Overall Size: 234mm x 450mm
Main Bowl Depth: 120mm

lifetime warranty

- Internal dimensions 180mm x 400mm
- ss304 (0.8mm) steel, powder coated underside
- Supplied complete with waste
- Minimum cabinet width required 200mm
- Uses UK-H039 plumbing kit (see page 62)
- Available in Brushed Steel

Single Bowl
Undermount Sink
Weaver




Overall Size: 390mm x 450mm
Main Bowl Depth: 190mm

lifetime warranty

- Internal dimensions 340mm x 400mm
- ss304 (0.8mm) steel, powder coated underside
- Supplied complete with waste and hygienic overflow
- Minimum cabinet width required 400mm, Waste disposal compatible
- Uses UK-H039 plumbing kit (see page 62)
- Available in Brushed Steel

Single Bowl
Undermount Sink
Twiss



Overall Size: 530mm x 450mm
Main Bowl Depth: 200mm

lifetime warranty

- Internal dimensions 480mm x 400mm
- ss304 (0.8mm) steel, powder coated underside
- Supplied complete with waste and hygienic overflow
- Minimum cabinet width required 600mm, Waste disposal compatible
- Uses UK-H039 plumbing kit (see page 62)
- Available in Brushed Steel

TWISS SINGLE BOWL UNDERMOUNT SINK SHOWN WITH A LEDE CHROME PULL OUT TAP



granite inset sinks

Create a real statement of intent with our granite inset sinks. Available in a range of five stylish tones, every sink is primarily manufactured with natural quartz for optimal durability, colourfastness and resistance to heat and stains. They also include exceptional anti-bacterial properties, providing you with both style and safety in the kitchen.

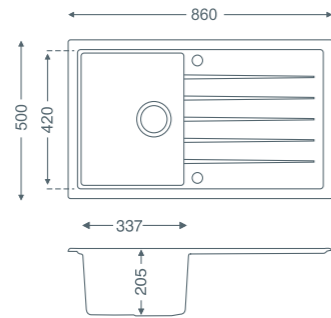


granite inset sinks

WFAVSBURY ONE AND A HALF BOWL SINK AND DRAINER SHOWN WITH A DOUZE BLACK AND CHROME PULL OUT TAP

Single Bowl
Sink and Drainer
Winster

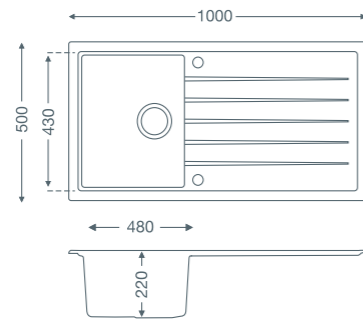
Compact Design



Overall Size: 860mm x 500mm
Main Bowl Depth: 205mm lifetime warranty

- 80% Quartz content with ultra clean anti-bacterial formula
- Can be installed as LH or RH drainer
- Supplied complete with waste, hygienic overflow and fitting clips
- Minimum cabinet width required 450mm, Waste disposal compatible
- Uses UKH039 plumbing kit (see page 62)
- Available in Graphite Black, Gunmetal Grey, Graphite Grey, Champagne or White

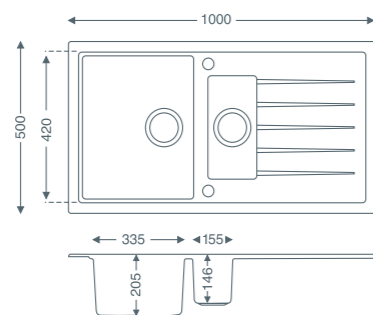
Single Bowl
Sink and Drainer
Lymington



Overall Size: 1000mm x 500mm
Main Bowl Depth: 220mm lifetime warranty

- 80% Quartz content with ultra clean anti-bacterial formula
- Can be installed as LH or RH drainer
- Supplied complete with waste, hygienic overflow and fitting clips
- Minimum cabinet width required 600mm, Waste disposal compatible
- Uses UKH039 plumbing kit (see page 62)
- Available in Graphite Black, Gunmetal Grey, Graphite Grey, Champagne or White

One and a Half Bowl
Sink and Drainer
Wraysbury



Overall Size: 1000mm x 500mm
Main Bowl Depth: 205mm
Half Bowl Depth: 146mm lifetime warranty




- 80% Quartz content with ultra clean anti-bacterial formula
- Can be installed as LH or RH drainer
- Supplied complete with wastes, hygienic overflow and fitting clips
- Minimum cabinet width required 600mm, Waste disposal compatible
- Uses UKH040 plumbing kit (see page 62)
- Available in Graphite Black, Gunmetal Grey, Graphite Grey, Champagne or White

LYMINGTON SINGLE BOWL SINK AND DRAINER SHOWN WITH A REGA CHROME TAP



granite undermount / inset sinks

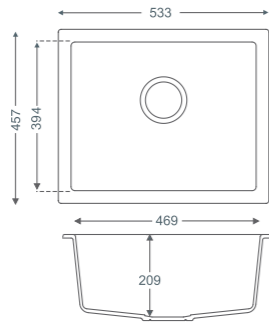

Brilliantly hygienic and easy to clean, our super smooth granite undermount / inset sinks are available in a range of sizes and contemporary colours. Ideal for both quartz and solid surface worktops, the sinks are manufactured principally with natural quartz for toughness, colourfastness, and resistance to heat and stains.



Single Bowl
Undermount Sink

Ouse

Can also be inset



Overall Size: 533mm x 457mm
Main Bowl Depth: 209mm

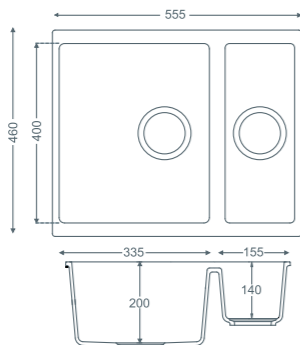
lifetime warranty

- Internal dimensions 469mm x 394mm
- 80% Quartz content with ultra clean anti-bacterial formula
- Supplied complete with waste, hygienic overflow and fitting clips
- Minimum cabinet width required 600mm, Waste disposal compatible
- Uses UKH039 plumbing kit (see page 62)
- Available in Graphite Black, Graphite Grey, Champagne or White

One and a Half Bowl
Undermount Sink

Severn

Can also be inset



Overall Size: 555mm x 460mm
Main Bowl Depth: 200mm
Small Bowl Depth: 140mm

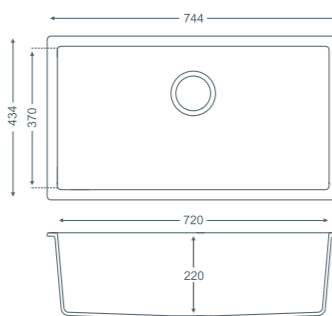
lifetime warranty

- Internal dimensions 335mm x 400mm (main bowl), 140mm x 400mm (small bowl)
- 80% Quartz content with ultra clean anti-bacterial formula
- Supplied complete with wastes, hygienic overflow and fitting clips
- Minimum cabinet width required 600mm
- Uses UKH040 plumbing kit (see page 62)
- Available in Graphite Black, Graphite Grey, Champagne or White

Large Single Bowl
Undermount Sink

Thames

Undermount only



Overall Size: 744mm x 434mm
Main Bowl Depth: 220mm

lifetime warranty

- Internal dimensions 720mm x 370mm
- 80% Quartz content with ultra clean anti-bacterial formula
- Supplied complete with waste, hygienic overflow and fitting clips
- Minimum cabinet width required 800mm, Waste disposal compatible
- Uses UKH039 plumbing kit (see page 62)
- Available in Graphite Black, Graphite Grey, Champagne or White

OUSE SINGLE BOWL UNDERMOUNT SINK SHOWN WITH A DOUZE BLACK AND CHROME PULL OUT TAP



ceramic sinks

Always in fashion, forever in demand. Our individually handcrafted ceramic sinks have a fireclay finish with a hardwearing, non-porous surface that provides excellent resistance to household chemicals and detergents. So, whether your kitchen is traditional or contemporary, thanks to the wide number of styles available you're sure to find one that feels perfectly at home.

ceramic
white

ceramic sinks

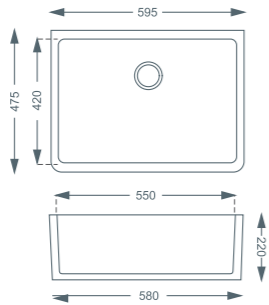
WEBBURN ONE AND A HALF BOWL SINK AND DRAINER SHOWN WITH A LEDE CHROME PULL OUT TAP



Single Bowl Sink
Bailey



ceramic white



Overall Size: 595mm x 475mm
Main Bowl Depth: 220mm

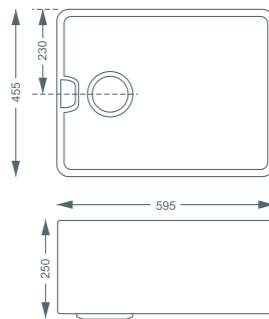
lifetime warranty

- FFC (Fine fireclay material) with hygienic glazed surface
- Supplied complete with 1 x 90mm waste and overflow (chrome finish)
- Minimum cabinet width required (600mm for bowl) or custom housing
- Waste disposal compatible
- Uses UKH039 Plumbing Kit (see page 62)
- +/- 2% tolerance in manufacturing
- Available in Ceramic White

Single Bowl Sink
Lagan



ceramic white



Overall Size: 595mm x 455mm
Main Bowl Depth: 250mm

lifetime warranty

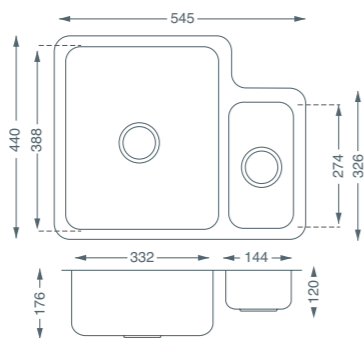
- FFC (Fine fireclay material) with hygienic glazed surface
- Supplied complete with 1 x 90mm waste (chrome finish)
- Minimum cabinet width required (600mm for bowl) or custom housing
- Waste disposal compatible
- Uses UKH039 Plumbing Kit (see page 62)
- +/- 2% tolerance in manufacturing
- Available in Ceramic White

One and a Half Bowl Undermount Sink
Witham

*Undermount only



ceramic white



Overall Size: 545mm x 440mm
Main Bowl Depth: 176mm
Half Bowl Depth: 120mm

10 year warranty

- FFC (Fine fireclay material) with hygienic glazed surface
- Supplied complete with 1 x 90mm waste and 1 x 50mm waste (chrome finish)
- Minimum cabinet width required (600mm for bowl) or custom housing
- Waste disposal compatible
- Uses UKH040 Plumbing Kit (see page 62)
- +/- 2% tolerance in manufacturing
- Available in Ceramic White

LAGAN SINGLE BOWL SINK SHOWN WITH A LEDE CHROME PULL OUT TAP



ASHBURN SINGLE BOWL SINK AND DRAINER SHOWN WITH A MARONNE CHROME TAP



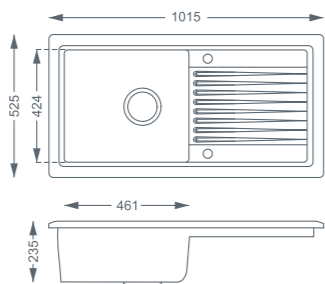
Single Bowl Sink and Drainer
Ashburn



ceramic white

Overall Size: 1015mm x 525mm
Main Bowl Depth: 235mm

lifetime warranty



- FFC (Fine fireclay material) with hygienic glazed surface
- Can be installed as LH or RH drainer
- Supplied complete with 1 x 90mm waste (chrome finish)
- Minimum cabinet width required (600mm for bowl) or custom housing
- Waste disposal compatible
- Uses UKH039 Plumbing Kit (see page 62)
- +/- 2% tolerance in manufacturing
- Available in Ceramic White

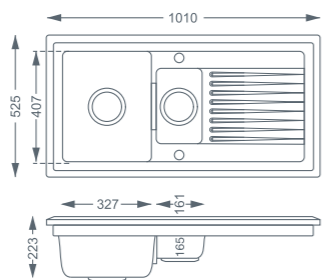
One and a Half Bowl Sink and Drainer
Webburn



ceramic white

Overall Size: 1010mm x 525mm
Main Bowl Depth: 223mm
Half Bowl Depth: 165mm

lifetime warranty



- FFC (Fine fireclay material) with hygienic glazed surface
- Can be installed as LH or RH drainer
- Supplied complete with 2 x 90mm wastes and overflow (chrome finish)
- Minimum cabinet width required (600mm)
- Waste disposal compatible
- Uses UKH040 Plumbing Kit (see page 62)
- +/- 2% tolerance in manufacturing
- Available in Ceramic White

Single Bowl Sink and Drainer
Liffey



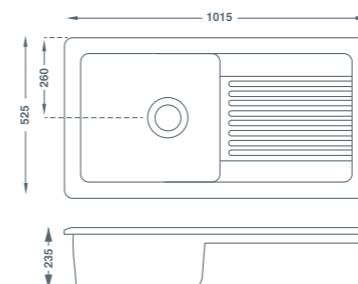
SUPPLIED WITH AN ELBE SINGLE LEVER MIXER TAP IN CHROME



ceramic white

Overall Size: 1015mm x 525mm
Main Bowl Depth: 235mm

10 year warranty



- FFC (Fine fireclay material) with hygienic glazed surface
- Can be installed as LH or RH drainer
- Supplied complete with 1 x 90mm waste (chrome finish)
- Minimum cabinet width required (600mm for bowl) or custom housing
- Waste disposal compatible
- Uses UKH039 Plumbing Kit (see page 62)
- +/- 2% tolerance in manufacturing
- Available in Ceramic White

One and a Half Bowl Sink and Drainer
Dovey



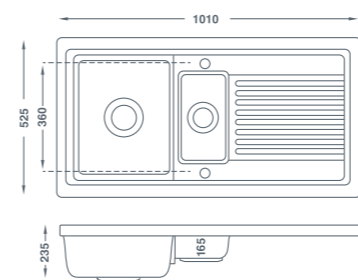
SUPPLIED WITH AN ELBE SINGLE LEVER MIXER TAP IN CHROME



ceramic white

Overall Size: 1010mm x 525mm
Main Bowl Depth: 235mm
Half Bowl Depth: 165mm

10 year warranty



- FFC (Fine fireclay material) with hygienic glazed surface
- Can be installed as LH or RH drainer
- Supplied complete with 2 x 90mm wastes and overflow (chrome finish)
- Minimum cabinet width required (600mm)
- Waste disposal compatible
- Uses UKH040 Plumbing Kit (see page 62)
- +/- 2% tolerance in manufacturing
- Available in Ceramic White

DOVEY ONE AND A HALF BOWL SINK AND DRAINER SUPPLIED COMPLETED WITH AN ELBE CHROME TAP



solid surface sinks

Seamless finish, flawless innovation. River solid surface sinks and bowls fully integrate with no open joints or seams when installed into solid surfaces, creating a premium finish that's easy to maintain and completely hygienic. For added practicality, drainer grooves can be graduated to create a waterfall that drains away drips and splashes.

bright
white



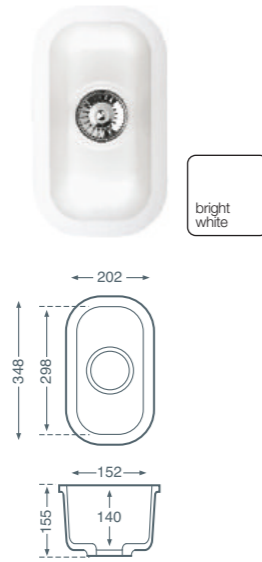
For a uniquely smooth, stylish and seamless look we recommend integrating solid surface sinks with Mirostone surfaces.

Discover more at mirostone.co.uk

mirostone[®]

Half Bowl
Undermount Sink
Amur

Please note: all solid surface sink sizes are nominal



Overall Size: 202mm x 348mm
Main Bowl Depth: 140mm

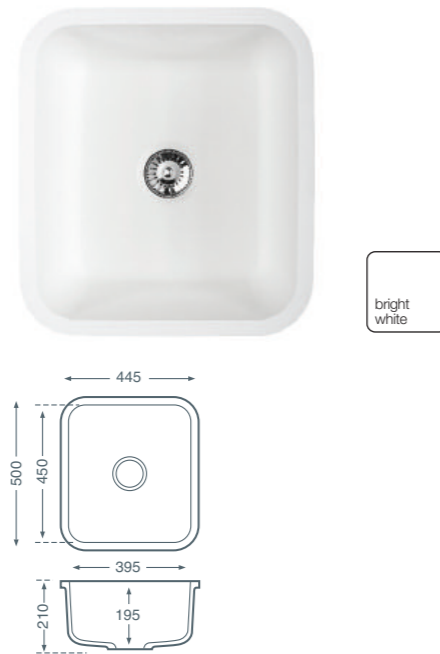
lifetime warranty

- Acrylic cast bowl
- 3.5 inch strainer waste required (not included)
- Built in overflow
- Uses UKH039 plumbing kit (see page 62)
- Available in Bright White



ANGARA SINGLE BOWL SINK


Single Bowl
Undermount Sink
Angara



Overall Size: 445mm x 500mm
Main Bowl Depth: 195mm

lifetime warranty

- Acrylic cast bowl
- 3.5 inch strainer waste required (not included)
- Built in overflow
- Uses UKH039 plumbing kit (see page 62)
- Available in Bright White




Overall Size: 575mm x 500mm
Main Bowl Depth: 190mm
Half Bowl Depth: 160mm

lifetime warranty

- Acrylic cast bowl
- 3.5 inch strainer waste required (not included)
- Optional overflow
- Uses UKH040 plumbing kit (see page 62)
- Available in Bright White


Single Bowl
Undermount Sink
Argun



Overall Size: 495mm x 395mm
Main Bowl Depth: 220mm

lifetime warranty

- Acrylic cast bowl
- 3.5 inch strainer waste required (not included)
- Built in overflow
- Uses UKH039 plumbing kit (see page 62)
- Available in Bright White



Overall Size: 592mm x 482mm
Main Bowl Depth: 187mm

lifetime warranty

- Acrylic cast bowl
- 3.5 inch strainer waste required (not included)
- Excludes overflow
- Uses UKH039 plumbing kit (see page 62)
- Available in Bright White

One and a Half Bowl
Undermount Sink
Aras

Single Bowl
Undermount Sink
Salween

Single Bowl
Undermount Sink
Sutlej

Please note: all solid surface sink sizes are nominal




- Overall Size: 341mm x 460mm**
Main Bowl Depth: 133mm lifetime warranty
- Acrylic cast bowl
 - 3.5 inch strainer waste required (not included)
 - Excludes overflow
 - Uses UKH039 plumbing kit (see page 62)
 - Available in Bright White

Single Bowl
Undermount Sink
Sakarya



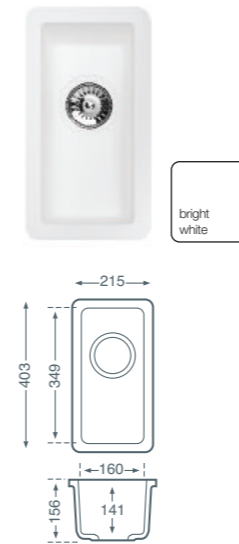
- Overall Size: 460mm x 460mm**
Main Bowl Depth: 208mm lifetime warranty
- Acrylic cast bowl
 - 3.5 inch strainer waste required (not included)
 - Excludes overflow
 - Uses UKH039 plumbing kit (see page 62)
 - Available in Bright White

Single Bowl
Undermount Sink
Sefid

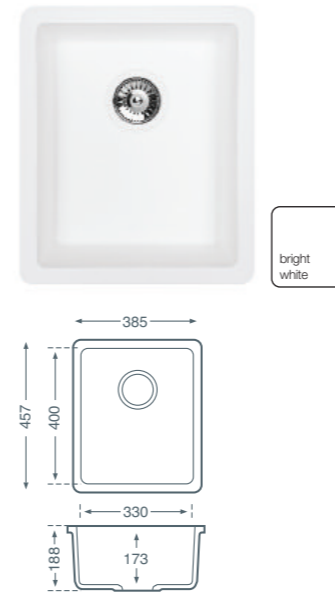


- Overall Size: 416mm x 326mm**
Main Bowl Depth: 165mm lifetime warranty
- Acrylic cast bowl
 - 3.5 inch strainer waste required (not included)
 - Excludes overflow
 - Uses UKH039 plumbing kit (see page 62)
 - Available in Bright White

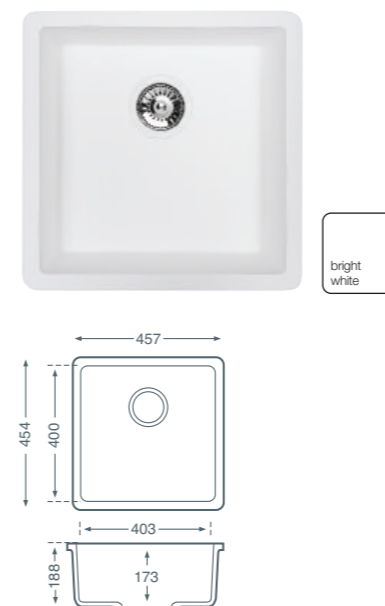
Please note: all solid surface sink sizes are nominal



- Overall Size: 215mm x 403mm**
Main Bowl Depth: 141mm lifetime warranty
- Acrylic cast bowl
 - 3.5 inch strainer waste required (not included)
 - Optional overflow
 - Uses UKH039 plumbing kit (see page 62)
 - Available in Bright White



- Overall Size: 385mm x 457mm**
Main Bowl Depth: 173mm lifetime warranty
- Acrylic cast bowl
 - 3.5 inch strainer waste required (not included)
 - Optional overflow
 - Uses UKH039 plumbing kit (see page 62)
 - Available in Bright White



- Overall Size: 457mm x 454mm**
Main Bowl Depth: 173mm lifetime warranty
- Acrylic cast bowl
 - 3.5 inch strainer waste required (not included)
 - Optional overflow
 - Uses UKH039 plumbing kit (see page 62)
 - Available in Bright White

Single Bowl
Undermount Sink
Hai

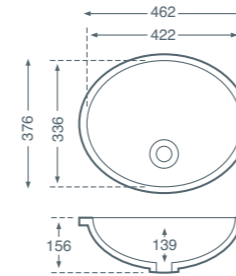
Single Bowl
Undermount Sink
Han

Single Bowl
Undermount Sink
Hari



KARUN SINGLE BOWL SINK

Please note: all solid surface sink sizes are nominal

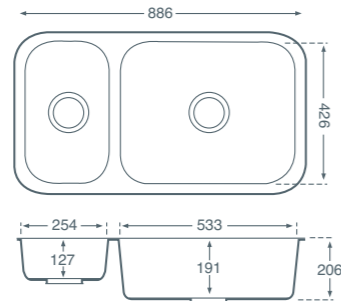


Overall Size: 462mm x 376mm
Main Bowl Depth: 139mm

lifetime warranty

- Acrylic cast bowl
- Spring loaded waste required (not included)
- Built in overflow
- Available in Bright White

One and a Half Bowl Undermount Sink
Litani

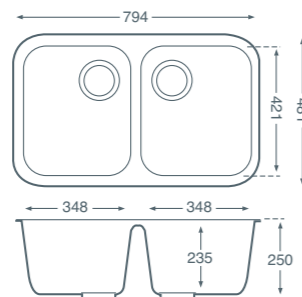


Overall Size: 886mm x 486mm
Main Bowl Depth: 191mm
Half Bowl Depth: 127mm

lifetime warranty

- Acrylic cast bowl
- 3.5 inch strainer waste required (not included)
- Excludes overflow
- Uses UK-H040 plumbing kit (see page 62)
- Available in Bright White

Double Bowl Undermount Sink
Luni



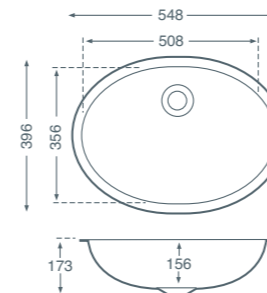
Overall Size: 794mm x 481mm
Main Bowl Depths: 235mm

lifetime warranty

- Acrylic cast bowl
- 3.5 inch strainer waste required (not included)
- Excludes overflow
- Uses UK-H040 plumbing kit (see page 62)
- Available in Bright White

Vanity Bowl
Karun

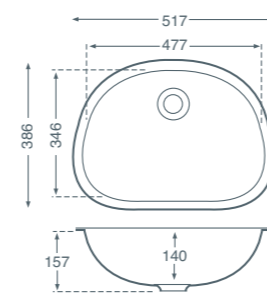
Vanity Bowl
Kaveri



Overall Size: 548mm x 396mm
Main Bowl Depth: 156mm

lifetime warranty

- Acrylic cast bowl
- Spring loaded waste required (not included)
- Excludes overflow
- Available in Bright White



Overall Size: 517mm x 386mm
Main Bowl Depth: 140mm


lifetime warranty

- Acrylic cast bowl
- Spring loaded waste required (not included)
- Excludes overflow
- Available in Bright White

Vanity Bowl
Kelani

taps and accessories

Finish in style with our handpicked selection of high quality, contemporary taps. Designed to effortlessly complement the premium look and feel of our sinks, all our taps are tested to work with high and low pressure systems with a minimum of 0.5 bar recommended. All taps are supplied with flexi-tails and fitted with a flow aerator.



LEDE SINGLE LEVER CHROME PULL OUT TAP

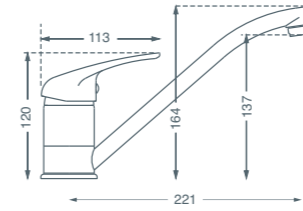
taps and accessories



VECHTE SINGLE LEVER CHROME TAP



WRAS
APPROVED
5 year
warranty



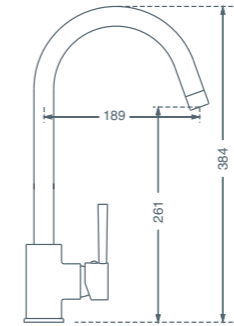
- Single lever design
- Suitable for minimum 0.3 bar pressure or above
- Flow aerator for controlled water delivery
- 54mm base diameter, 35mm cut-out
- Available in Chrome



Height: 164mm
Reach: 221mm
Spout Height: 137mm



WRAS
APPROVED
5 year
warranty



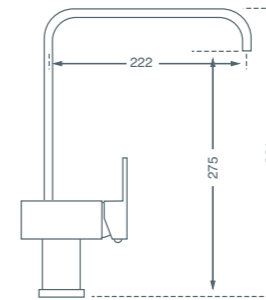
- Single lever design with swan neck spout
- Suitable for minimum 0.3 bar pressure or above
- Flow aerator for controlled water delivery
- 50mm base diameter, 35mm cut-out
- Available in Chrome




Height: 384mm
Reach: 189mm
Spout Height: 262mm



WRAS
APPROVED
5 year
warranty



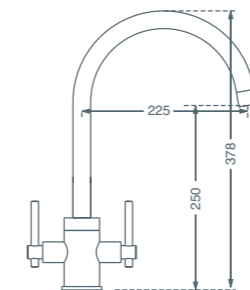
- Single lever angular design
- Suitable for minimum 0.5 bar pressure or above
- 50mm base diameter, 35mm cut-out
- Available in Chrome or Brushed Steel




Height: 321mm
Reach: 222mm
Spout Height: 275mm



WRAS
APPROVED
5 year
warranty



- Twin lever design with swan neck spout
- Suitable for minimum 0.3 bar pressure or above
- Flow aerator for controlled water delivery
- 56mm base diameter (with base plate fitted), 35mm cut-out
- Available in Chrome or Brushed Steel



Height: 378mm
Reach: 225mm
Spout Height: 250mm

Single Lever Mixer Tap
Lena

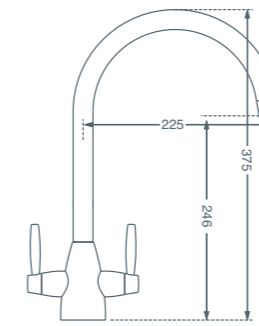
Single Lever Mixer Tap
Loire

Single Lever Mixer Tap
Vechte

Twin Lever Mixer Tap
Maronne



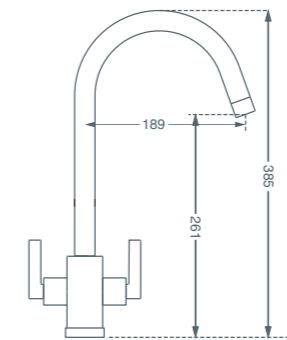
REGEN TWIN LEVER CHROME TAP



Height: 375mm
Reach: 225mm
Spout Height: 246mm

- Twin lever design with swan neck spout
- Suitable for minimum 0.3 bar pressure or above
- Flow aerator for controlled water delivery
- 56mm base diameter, 35mm cut-out
- Available in Chrome

Twin Lever Mixer Tap Rega


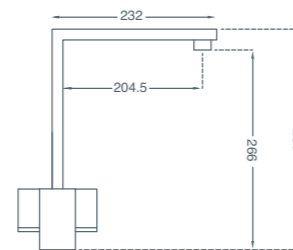


Height: 385mm
Reach: 189mm
Spout Height: 261mm

- Twin angular lever design with swan neck spout
- Suitable for minimum 0.3 bar pressure or above
- Flow aerator for controlled water delivery
- 46mm base diameter, 35mm cut-out
- Available in Chrome

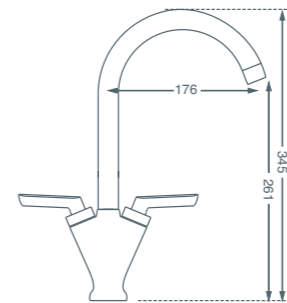
Twin Lever Mixer Tap Rhone

Twin Lever Mixer Tap Havel



Height: 290mm
Reach: 204.5mm
Spout Height: 266mm

- Twin lever angular design
- Suitable for minimum 0.5 bar pressure or above
- Flow aerator for controlled water delivery
- 50mm base diameter, 35mm cut-out
- Available in Chrome or Brushed Steel


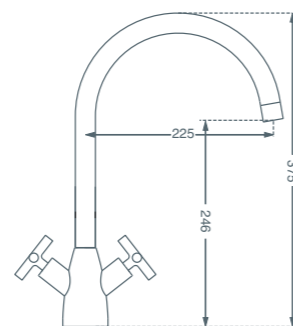


Height: 346mm
Reach: 202mm
Spout Height: 214mm

- Twin lever design with swan neck spout
- Suitable for minimum 0.3 bar pressure or above
- Flow aerator for controlled water delivery
- 47mm base diameter (with base plate fitted), 35mm cut-out
- Available in Chrome

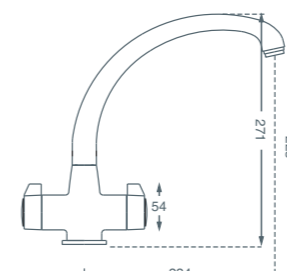
Twin Lever Mixer Tap Moselle

Twin Lever Mixer Tap Regen



Height: 375mm
Reach: 225mm
Spout Height: 246mm

- Twin cross lever design with swan neck spout
- Suitable for minimum 0.3 bar pressure or above
- Flow aerator for controlled water delivery
- 54mm base diameter, 35mm cut-out
- Available in Chrome or Brushed Steel




Height: 271mm
Reach: 224mm
Spout Height: 223mm

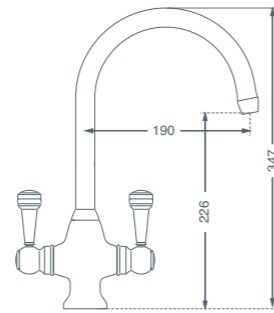
- Twin lever cruciform design with 'J' neck spout
- Suitable for minimum 0.3 bar pressure or above
- Flow aerator for controlled water delivery
- 46mm base diameter, 35mm cut-out
- Available in Chrome

Twin Lever Mixer Tap Volga

Twin Lever Mixer Tap
Sevron



5 year warranty



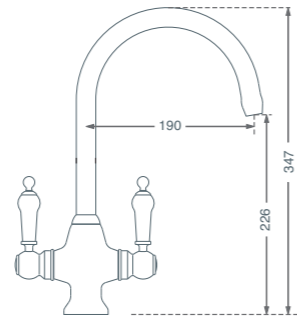
Height: 347mm
Reach: 190mm
Spout Height: 226mm

- Twin lever traditional design
- Suitable for minimum 0.5 bar pressure or above
- Flow aerator for controlled water delivery
- 50mm base diameter, 35mm cut-out
- Available in Chrome or Brushed Steel

Twin Lever Mixer Tap
Vologne



5 year warranty



Height: 347mm
Reach: 190mm
Spout Height: 226mm

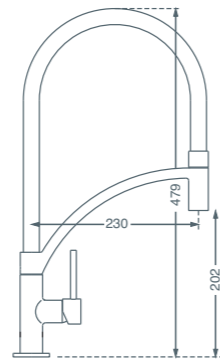
- Twin lever traditional design
- Suitable for minimum 0.5 bar pressure or above
- Flow aerator for controlled water delivery
- 50mm base diameter, 35mm cut-out
- Available in Chrome or Brushed Steel

Single Lever Mixer Tap
Lede

Pull out hose spray feature



5 year warranty




Height: 479mm
Reach: 230mm
Spout Height: 202mm

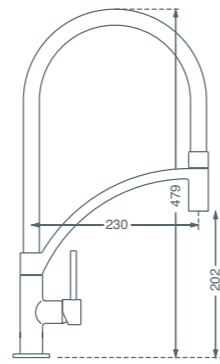
- Single lever design with pull out hose spray feature
- Suitable for water systems with minimum 0.7 bar pressure
- Flow aerator for controlled water delivery
- 50mm base diameter (with base plate fitted) 35mm cut-out
- Available in Chrome or Brushed Steel

Single Lever Mixer Tap
Douze

Pull out hose spray feature



5 year warranty




Height: 479mm
Reach: 230mm
Spout Height: 202mm

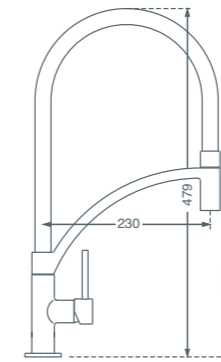
- Single lever design with pull out hose spray feature
- Suitable for water systems with minimum 0.7 bar pressure
- Flow aerator for controlled water delivery
- 50mm base diameter (with base plate fitted) 35mm cut-out
- Available in Chrome/Black or Brushed Steel/Black



DOUZE TWIN LEVER BLACK AND CHROME TAP




5 year warranty

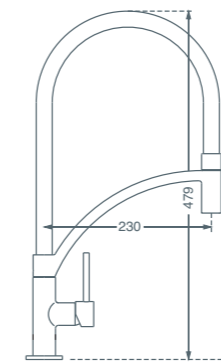


Height: 479mm
Reach: 230mm
Spout Height: 202mm

- Single lever design with pull out hose spray feature
- Suitable for water systems with minimum 0.7 bar pressure
- Flow aerator for controlled water delivery
- 50mm base diameter (with base plate fitted) 35mm cut-out
- Available in Chrome/Grey or Brushed Steel/Grey



5 year warranty



Height: 479mm
Reach: 230mm
Spout Height: 202mm

- Single lever design with pull out hose spray feature
- Suitable for water systems with minimum 0.7 bar pressure
- Flow aerator for controlled water delivery
- 50mm base diameter (with base plate fitted) 35mm cut-out
- Available in Chrome/White or Brushed Steel/White

Single Lever Mixer Tap
Garone

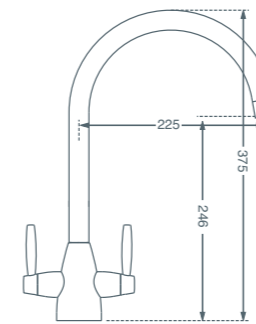
Pull out hose spray feature

Single Lever Mixer Tap
Mures


Pull out hose spray feature



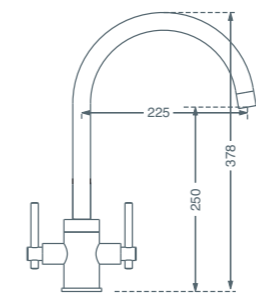
DNIEPER TWIN LEVER GREY AND CHROME TAP




- Twin lever design with swan neck spout
- Suitable for minimum 0.3 bar pressure or above
- Flow aerator for controlled water delivery
- 56mm base diameter, 35mm cut out
- Available in Chrome/White or Brushed Steel/White



Height: 375mm
Reach: 225mm
Spout Height: 246mm

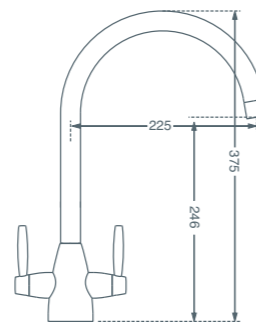


- Twin lever design with swan neck spout
- Suitable for minimum 0.3 bar pressure or above
- Flow aerator for controlled water delivery
- 56mm base diameter (with base plate fitted) 35mm cut-out
- Available in Chrome/Black or Brushed Steel/Black




Height: 378mm
Reach: 225mm
Spout Height: 250mm

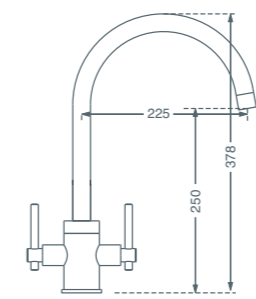
Twin Lever Mixer Tap Oka



- Twin lever design with swan neck spout
- Suitable for minimum 0.3 bar pressure or above
- Flow aerator for controlled water delivery
- 56mm base diameter, 35mm cut out
- Available in Chrome/Black or Brushed Steel/Black



Height: 375mm
Reach: 225mm
Spout Height: 246mm

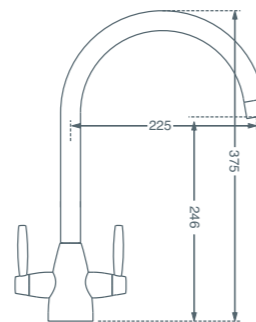


- Twin lever design with swan neck spout
- Suitable for minimum 0.3 bar pressure or above
- Flow aerator for controlled water delivery
- 56mm base diameter (with base plate fitted) 35mm cut-out
- Available in Chrome/Grey or Brushed Steel/Grey




Height: 378mm
Reach: 225mm
Spout Height: 250mm

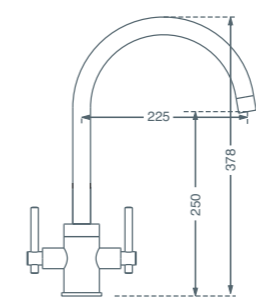
Twin Lever Mixer Tap Dniester




- Twin lever design with swan neck spout
- Suitable for minimum 0.3 bar pressure or above
- Flow aerator for controlled water delivery
- 56mm base diameter, 35mm cut out
- Available in Chrome/Grey or Brushed Steel/Grey



Height: 375mm
Reach: 225mm
Spout Height: 246mm



- Twin lever design with swan neck spout
- Suitable for minimum 0.3 bar pressure or above
- Flow aerator for controlled water delivery
- 56mm base diameter (with base plate fitted) 35mm cut-out
- Available in Chrome/White or Brushed Steel/White



Height: 378mm
Reach: 225mm
Spout Height: 250mm

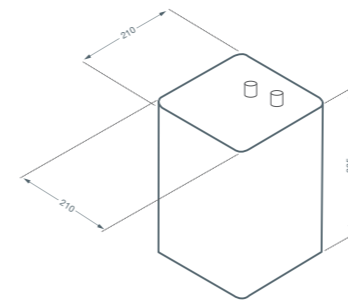
Twin Lever Mixer Tap Belaya

Twin Lever Mixer Tap Seine

Twin Lever Mixer Tap Dnieper

Twin Lever Mixer Tap Douro

Amanzi Hot Water Tap



Say goodbye to the kettle and hello to instant filtered hot water on tap. In addition to providing 98°C water on command, the Amanzi functions as a standard twin lever mixer tap providing hot and cold water. The tap also features a child lock safety switch preventing hot water being dispensed unless the handle is held in the on position.

Features and Benefits

- 3-in-1 instant hot water
- Left-side child safe spring lock hot water dispenser
- Instant hot water runs through centre ensuring tap is always cool to the touch
- Instant 98°C filtered hot water
- Temperature adjustable from 75°C to 98°C
- Minimum 1 bar pressure
- Overall height: 343mm
- Tap width: 66mm
- Spout reach: 210mm
- Height to under spout: 257mm
- Base diameter: 52mm

Tank Features

- 24-litre tank (equivalent to ten cups of tea/coffee)
- Fully insulated water storage to maintain temperature and minimise running costs
- Touchscreen digital interactive control
- Supplied carbon filter (requires changing every six months)
- Height: 335mm
- Depth: 210mm
- Width: 210mm

Twin Lever Mixer Tap
Amanzi

Accessories


Chopping Board



- Universal black glass chopping board
- Toughened safety glass

Accessories

Folding Draining Mat



- Universal folding drainer mat
- Works with all models

Accessories

Waste Tidy



- Universal waste tidy
- Suitable for all 90mm strainer wastes

Accessories

Plumbing Kit (single bowl)

UKH039



- Twin adaptor inlets
- Suits all singular bowls

Accessories

Plumbing Kit (two bowl)

UKH040




- Twin adaptor inlets
- Suits all double bowls

BLACK GLASS CHOPPING BOARD



FOLDING DRAINING MAT



long-term peace of mind

Sinks and bowls carry a lifetime warranty against genuine material and manufacturing defects*. Taps carry a five-year warranty against material and manufacturing defects, while surface finish and valves carry a two-year warranty.*

care and maintenance

Every River collection sink and tap has been manufactured to deliver years of trouble-free use. However, to keep the heart of your home looking its absolute best we recommend washing, rinsing and drying your sink after each use. We also suggest a weekly clean with a trusted sink cleaner.

tips for stainless steel sinks

While bleach and chlorides are undoubtedly effective at cleaning, they can also be damaging to your sink if left on for long periods. Please avoid prolonged contact with these solutions and be sure to thoroughly rinse from the sink surface after use. It's also important they are completely flushed through pipework after use. Always wipe the sink down after rinsing and apply a stainless steel cleaning solution on a weekly basis.

If you live in a hard water area, you may be susceptible to limescale deposits. These can easily be removed by cleaning the sink thoroughly after every use with a solution of three parts hot water to one part white vinegar. Please remember to rinse and dry your sink thoroughly after applying this method.

Like most metallic surfaces, your stainless steel sink will scratch over time. However, don't worry as these are simply usage marks and will eventually blend into the overall finish of the sink. It's also important to apply any cleaning solution with a cloth, never use an abrasive pad.

tips for granite sinks

Once again, avoid using bleach and chlorides for long periods as they can cause irreplaceable damage to your granite sink. If however you live in a hard water area, a diluted bleach solution can be used to help remove any limescale deposits. Always wipe the sink down after rinsing away the bleach and apply a granite sink cleaning liquid to the surface.

tips for ceramic sinks

To remove most everyday stains from your sink, simply wipe the sink down with warm soapy water and a cloth after use then dry thoroughly. In most cases china rubbers will clear away marks, which we recommend using with washing up liquid.

In hard water areas limescale deposits can build up on the sink over time. The limescale can also become strongly coloured by drinks such as coffee and red wine, so we recommend the use of a solution of three parts hot water to one part white vinegar to remove the deposits. Simply apply, leave for a few minutes, then rinse away with water. If stains become ingrained in the bowl, an overnight soak using diluted biological washing powder should easily remove the marks.

It's important strong chemicals such as bleach, ammonia, caustic soda, white spirit and sterilising solutions are never poured down the sink. If this should accidentally happen, quickly wipe the spill away and rinse with plenty of water to avoid long-term damage. It's also important to avoid dropping sharp objects into the sink, as this may scratch or damage the surface.

taking care of your taps

Due to the more decorative nature of taps, it's essential you avoid using abrasive powders or scouring pads to clean them. In almost every case, warm soapy water and a cloth will restore them to their original shining glory.

As with your sinks, limescale can have an adverse effect on your tap. In the event the tap nozzle becomes clogged we recommend cleaning it with an old toothbrush in order to brush away the unwanted deposits. We also suggest periodically removing the nozzle and soaking in a diluted white vinegar solution to prolong its life.

Debris, grit and contaminants within the water system should always be flushed through the system prior to the installation and commissioning of your tap to ensure they do not come into contact with, or damage/clog, the valves within the tap.

we're here to help

For advice on any product or service, or to report a fault and make a warranty claim, please call **0121 561 4245** or email sales@riversinksandtaps.co.uk


*For full terms and conditions, including exclusions, please visit www.riversinksandtaps.co.uk






River sinks and taps

stainless steel inset sinks



Ribble page 06



Wye page 06



Stour page 07



Humber page 07



Mersey page 07




Don page 08



Eden page 08



Medway page 08



Yarrow page 09



Medlock page 09



Clun page 09



Tamar page 10



Clyde page 10



Mite page 10



Nene page 11



Avon page 11



Tyne page 12



Ock page 12



Slea page 12

stainless steel / glass inset sinks



Fender page 17



Dane page 17

stainless steel undermount / inset sinks



Aire page 20



Ure page 20



Dee page 21



Tay page 21



Bann page 21

stainless steel undermount sinks



Trent page 24



Derwent page 24



Colne page 25



Brett page 25



Esk page 26



Weaver page 26



Twiss page 26

something
for everyone

pick your River sink, tap and accessories



granite inset sinks



Winstar page 30 Lymington page 30 Wraysbury page 30

granite undermount / inset sinks



Ouse page 34 Severn page 34 Thames page 34

ceramic sinks



Bailey page 38 Lagan page 38 Witham page 38
 Ashburn page 40 Webburn page 40 Liffey page 41 Dovey page 41

solid surface sinks



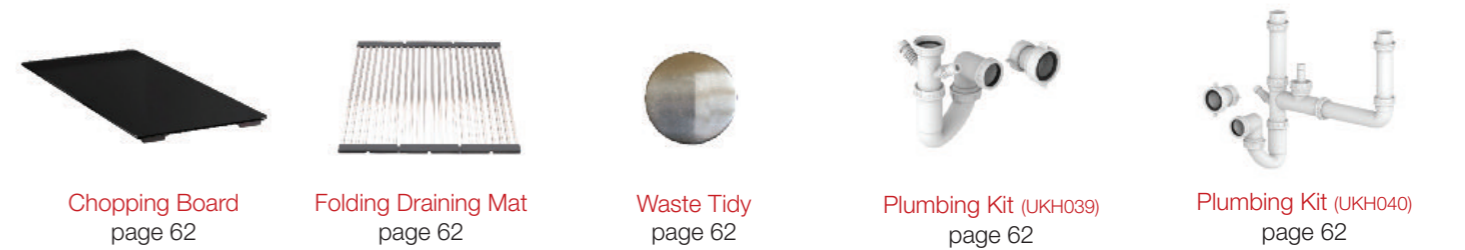
Amur page 44 Angara page 44 Argun page 44
 Aras page 45 Salween page 45 Suttlej page 46 Sakarya page 46 Sefid page 46
 Hai page 47 Han page 47 Hari page 47 Litani page 48 Luni page 48
 Karun page 49 Kaveri page 49 Kelani page 49

taps



Lena page 53 Loire page 53 Vechte page 53 Maronne page 53 Havel page 54 Regen page 54
 Rega page 55 Rhone page 55 Moselle page 55 Volga page 55 Sevron page 56 Vologne page 56
 Lede page 56 Douze page 56 Garone page 57 Mures page 57 Oka page 58 Dniester page 58
 Balaya page 59 Seine page 59 Dnieper page 59 Douro page 59 Amanzi Hot Water Tap page 61

accessories



Chopping Board page 62 Folding Draining Mat page 62 Waste Tidy page 62 Plumbing Kit (UKH039) page 62 Plumbing Kit (UKH040) page 62



riversinksandtaps.co.uk

For sales and technical information please call 0121 561 4245
or contact your local River sink and tap collection retailer.


river
collection

E&OE Every effort has been made to reproduce colours and materials accurately, however due to the photography and print processes, colour variations may occur. Our policy is one of constant development and improvement. We reserve the right to modify product specifications and /or dimensions without notice. Whilst all information contained within this brochure is as accurate as possible you are advised to check specification, sizing and suitability prior to undertaking installation of your chosen product.